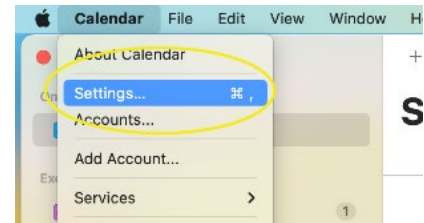
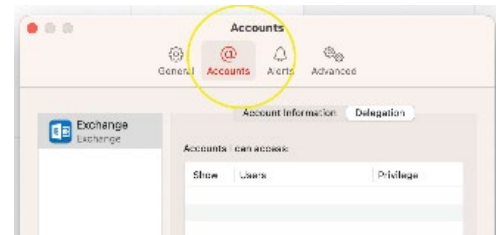


## Bios+ Scientific Calendar for Mac

1. Open "Calendar" and select the "Settings" menu



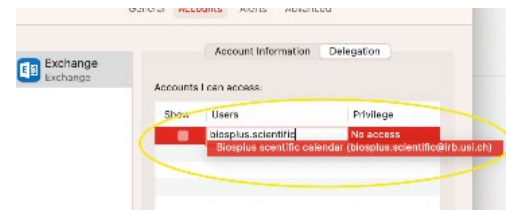
2. Select "Accounts" and then "Delegation"



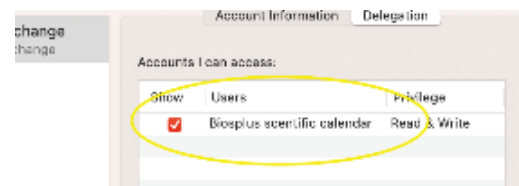
3. Add a calendar by clicking on "+" in the lower left corner



4. Enter the calendar name : biosplus scientific  
(email : biosplus.scientific@irb.usi.ch)



5. Select the calendar "biosplus scientific calendar"



6. Accept the calendar

